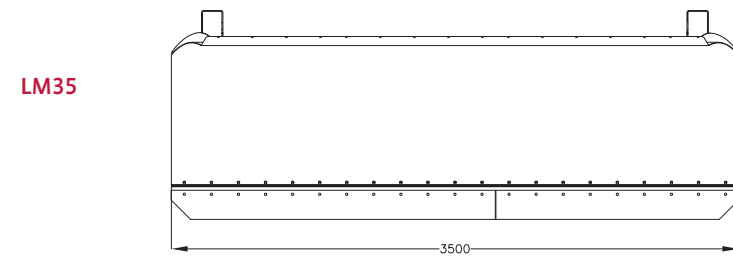
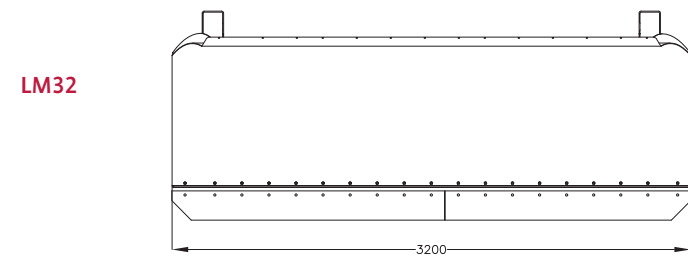
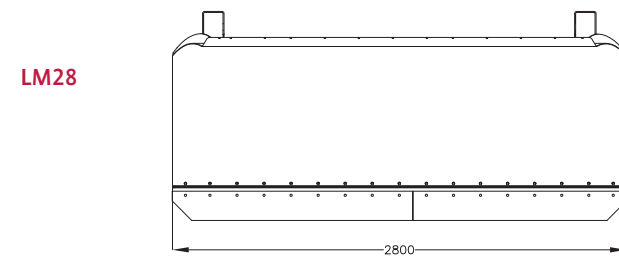


Configuration examples



Snow ploughs




Quick attachment of scraping edges
Available on request they make it easier and quicker to fit the scraping edges on the blade.



Rubber splash guard
It limits snow splashes on the vehicle windscreen.



Lateral edges
Available on request, in plastic material, they are ideal for clearing near new-jersey barriers and helping the snow discharge.



Safety locking devices
On the lifting cylinder, in accordance to safety standards (CE). Also available on the rotation (on request).

Giletta SpA
Via A. De Gasperi, 1
I-12036 Revello (CN)
tel. +39 0175 258 800
fax. +39 0175 258 825
giletta@buchermunicipal.com

Bucher Irox LM
Single-section plough

Bucher Irox LM

Single-section plough for medium snowfalls, with hydraulic controls that allow the right-left rotation and the lifting-lowering.

It perfectly adapts to clearing snow from all types of roads with irregular bottom, at both high and low speed.

Due to the high elasticity of the plough, having a double shock absorber system, it is possible to overcome obstacles by more than 5 cm with no kickback, thus allowing the operator to work with the maximum safety.

	LM28	LM32	LM35	
Length of scraping edge	2800	3200	3500	mm
Clearing width (30° max. inclination)	2425	2770	3030	mm
Max. right-left clearing angle	36	36	36	°
Attack angle	20°/-3°	20°/-3°	20°/-3°	°
Minimum width for narrow passages at 36°	2360	2680	2930	mm
Number of blade scraping edges	2	2	2	qnt.
Weight of standard version	550	580	620	kg

By-pass valve

In the rotation hydraulic circuit it ensures an effective shock absorption against lateral impacts.

Central oscillation system

It locks the plough in the horizontal position with blade raised and frees it completely to follow the road profile with blade lowered in working position. Thanks to this device the scraping edge wears evenly.

Quick attachment of scraping edges


Available according to the EU15432 size F1 or F2, DIN 76060, SETRA or 3 Points standards.

Supporting feet

With mechanical height adjustment.

Spring shock absorbers

The springs keep the shear aligned in working position. When pressed, they allow to surmount any obstacles possibly encountered and to adapt to uneven road surfaces.



Mechanical adjustment of the angle - working position with different scraping edges

It allows to rotate the shear in two positions, for mounting different types of scraping edges:
- Position 1: STEEL, SELENE or POLYURETHANE
- Position 2: RUBBER

Prearrangements for accessories

Holders for the possible installation of the devices HPS, DBG or DBH.

Led side clearance lights

Resistant to vibrations and external agents.

Blade curvature

The special profile perfectly discharges even large amounts of snow.

Side fenders

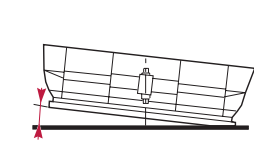
To protect the scraping edge from obstacles and bumps.

Steel scraping edge

Available on request also in POLYURETHANE, KOMBI, NEOPRENE or RUBBER.

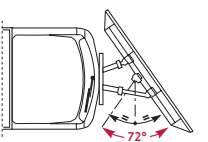
Transversal inclination angle

A central oscillation system allows the blade to follow the road profile.



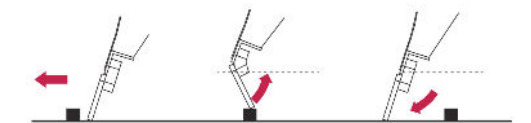
Rotation

Rotation angle from +36° to -36°



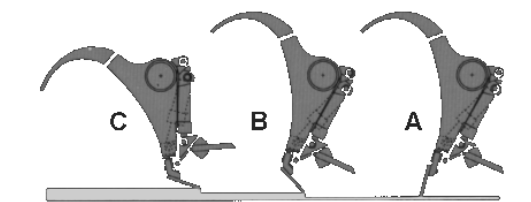
Polyurethane insert

Fitted between the steel scraping edge and the blade, it offers the elimination of any vibrations and the scraping edge rotation when obstacles are encountered, with automatic return to the working position once these have been exceeded.




Overcoming obstacles system

a) Working position
b) Polyurethane element allowing the plough rotation
c) Polyurethane element allowing the blade rotation and steel springs allowing the blade rotation.




3 point connection

For farm tractors available in Cat. 2 and 3.



Electro-hydraulic control unit

It can be installed on request on the plough mounting plate.



Auxiliary spotlight kit

Available on request, in compliance with the current traffic regulations, they back-up the vehicle lights and are adjustable.




Polyurethane scraping edge

On request, to replace the steel scraping edge.



Neoprene scraping edge

On request, to replace the steel scraping edge.



HPS - Hydraulic device for polyurethane scraping edge

Available on request, two hydraulic pistons allow the insertion of a polyurethane scraping edge to be used as an alternative to the steel one.



HAG - Hydraulic pistons for angle adjustment

For the angle hydraulic adjustment.